



# Millais Road, Bush Hill Park

£500,000

**Havilands**

the advantage of experience



- Three Bedroom Mid-Terrace Period Property
- Open Plan Reception / Dining Room
- Downstairs W/C
- Well Maintained Garden
- Within Easy Reach of Bush Hill Park Station (Liverpool St approx. 35 mins) and Ease of Access to Great Cambridge Road
- Convenient for Local Shops and Enfield Town Shops, Cafes, Amenities and Green Spaces
- In Catchment for Sought After Properties Including Bush Hill Park Primary, Galliard Primary (OUTSTANDING) and Kingsmead Secondary School



Havilands are delighted to present this THREE BEDROOM MID-TERRACE PERIOD PROPERTY on Millais Road, EN1. Offering 868sq ft of living space the property and well presented throughout the property is comprised of open plan through reception/dining room, separate kitchen and downstairs w/c on the ground floor. Up on the first floor there are three bedrooms and shower room. Outside the well maintained garden extends to 39ft.

Ideally located for transport links the property is within easy reach of Bush Hill Park Station (Liverpool St approx. 35 mins) and ease of access to Great Cambridge Road. The property is also close to local shops and convenient for Enfield Town with its abundance of shops, cafes, amenities and green spaces.

For families the property is within catchment for sought after properties including Bush Hill Park Primary, Galliard Primary (OUTSTANDING) and Kingsmead Secondary School.

Viewing highly recommended.

Tenure: Freehold

Local Authority: Enfield

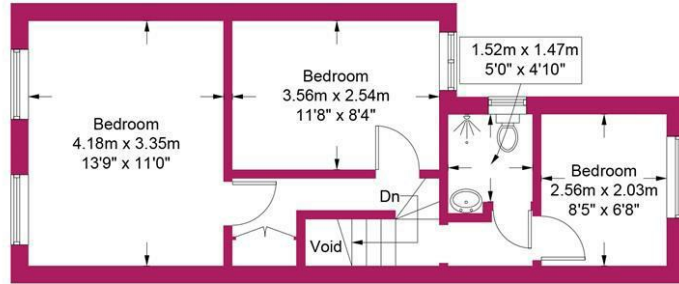
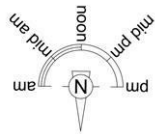
Council Tax Band: (D 2025/26 £2,164.02)

EPC: Currently 70C 80C

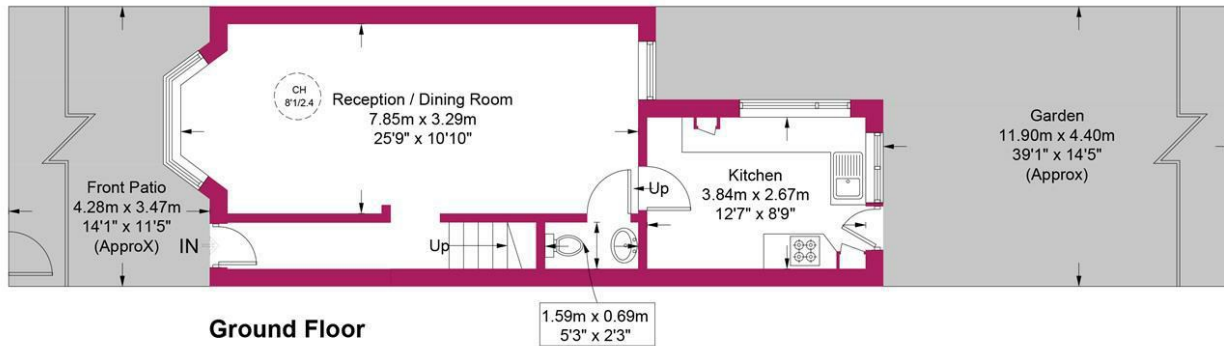
For more images of this property please visit [havilands.co.uk](https://havilands.co.uk)

Millais Road, EN1

Approximate Gross Internal Area = 868 sq ft / 80.6 sq m



First Floor



Ground Floor

Energy Efficiency Rating		Current	Potential
Very energy efficient - lower running costs			
(92 plus) <b>A</b>			
(81-91) <b>B</b>			
(69-80) <b>C</b>		70	80
(55-68) <b>D</b>			
(39-54) <b>E</b>			
(21-38) <b>F</b>			
(1-20) <b>G</b>			
Not energy efficient - higher running costs			
<b>England &amp; Wales</b>		EU Directive 2002/91/EC	



This plan is for layout guidance only and is not drawn to scale unless stated. All dimensions, including windows, doors, and the Total Gross Internal Area (GIA), are approximate. For precise measurements, please consult a qualified architect or surveyor before making any decisions based on this plan.



havilands | 020 8886 6262  
 come by and meet the team  
 30 The Green, Winchmore Hill, London, N21 1AY

